

The Jewish Context of the Life and Words of Jesus

STUDENT BOOKLET



Name _____

Class _____

**JEWISH
MUSEUM OF
AUSTRALIA**
Gandel Centre of Judaica

At the back of this booklet is a series of stickers. These are for you to use to illustrate some of your observations.



MESSAGE TO THE STUDENTS

The Jewish Museum of Australia has created this booklet to help students like you who are learning about the Jewish context of the life and words of Jesus. It is very difficult to put yourself into the shoes of people who lived in other places and other times. However, by learning about 1st century life in the Land of Israel (Israel) you might begin to understand what life was like and what mattered to the people who lived there. We have used our knowledge of Judaism and the findings of archaeologists and historians to help you develop an understanding of the late 1st century Jewish society in which Jesus lived. We also ask you to draw on your own understanding of people in your life to help you find a lens through which to explore this era.

CONTENTS

★ ACTIVITIES TO DO AT THE JEWISH MUSEUM OF AUSTRALIA


- 1 Work it out – talk to your guide
- 2 Timeline of Jewish History Gallery
- 4 The Jewish Year Gallery
- 6 Belief and Ritual Gallery

ACTIVITIES TO DO AT SCHOOL

★ There are some questions which can be answered at the Museum

- 8 Map activities
- 10 Who was the boss?
- 12 Running a country
- 13 Groups in Jewish society
- 15 Lifestyle
- 16 Food
- 17 Women and marriage, death and burial
- 18 Language, education
- 19 Children, clothing

★ WORK IT OUT – TALK TO YOUR GUIDE



This is the

How did it influence Jewish life in Jesus' time?

How does it influence Jewish life today?



This is a

What is the role of this person today?

Who were the religious leaders in Jesus' time?



This is the

What influence did he have on the Jewish people at the time of Jesus?

What influence does he have today?



What is the Written Torah?

What is the Oral Torah?

Give an example of law from the Written Torah. How is this law explained in the Oral Torah?

TIMELINE OF JEWISH HISTORY GALLERY

This gallery shows important events in world history and the history of the Jewish people.

1a ✨ What was the year of Jesus' birth? _____ Find it on the timeline.

1b ✨ What happened on the milestone before and the milestone after Jesus' birth?

Milestone before: _____

Milestone after: _____

1c ✨ Show the 3 events listed above on the timeline below.

✨ On the lines underneath the boxes – write the dates of the events, make sure they are in the correct order.

✨ In the boxes over the timeline, draw something to represent the above events.

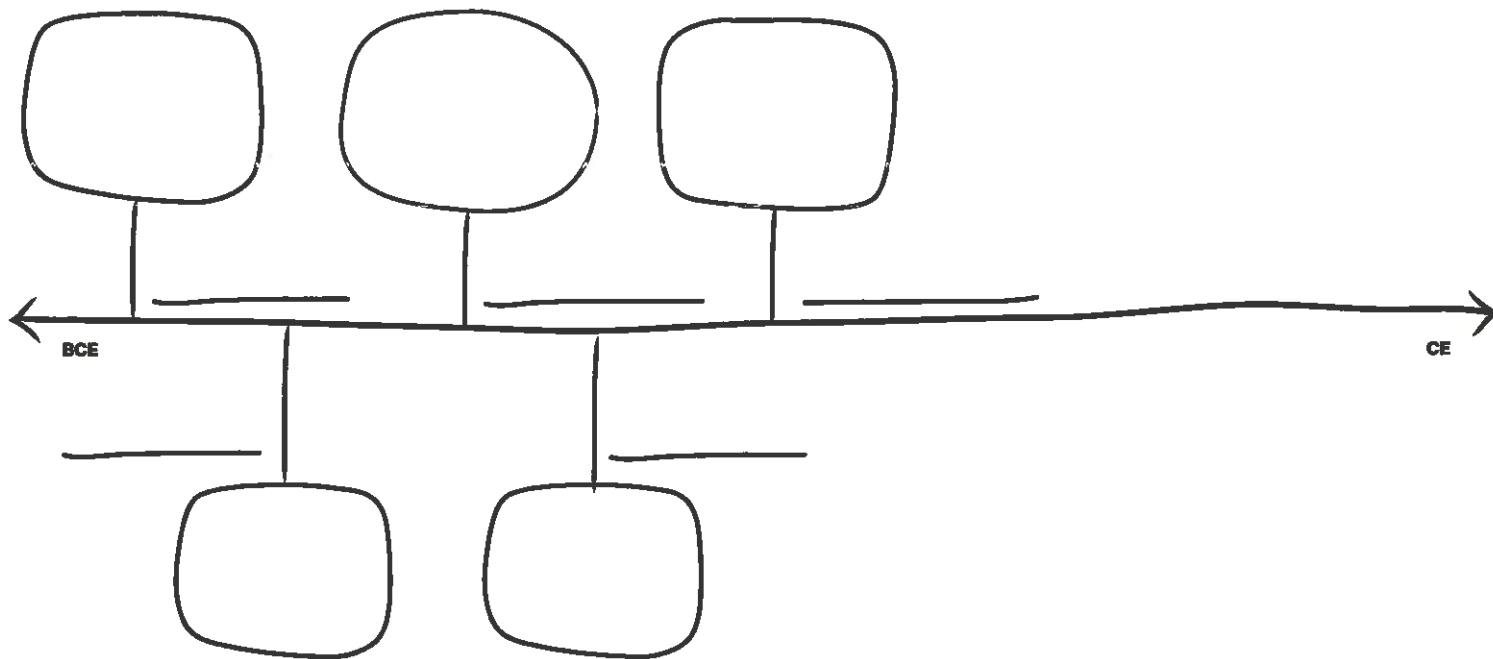
✨ In the spaces beneath the timeline explain BCE and CE.

1d Find another event that interests you in this gallery.

1e What is it and when did it take place? _____

1f Now record it on your timeline in the correct spot.

1g Record your birthday on the timeline, then draw your square over the line (for your picture) and label the event on the line that you will rule underneath.



Explain _____ Explain _____

Luke 21:37-38 New Revised Standard Version


37 Every day [Jesus] was teaching in the temple, and at night he would go out and spend the night on the Mount of Olives, as it was called.

38 And all the people would get up early in the morning to listen to him in the temple.






2a What does this quote tell you about the role of Jesus? _____

2b ✨ Locate items in this gallery that relate to the Temple, and find out more about what happened there.

2c ✨ Find other items in the gallery that could have been used in the time of Jesus. (Clue – you will need to study the dates). Explain what they are and how they might have been used. Record this using the same format as the example provided. Check the stickers at the back of the booklet – you might want to place them on the circles as illustrations.



Example: the first thing I found in this gallery that could have been used in the time of Jesus is the incense shovel. This shovel is dated between...1st and 2nd Century CE.... I know incense – called Myrrh was used in ancient times. It was burned in the ancient temple – it had a sweet smell. This shovel could have been used to clean out the container that the incense was burned in..... all of these things happened in the time of Jesus.



THE JEWISH YEAR GALLERY

This gallery shows us how Jewish people celebrate. Some of these traditions are performed every day, some every week and others once a year. Often these ceremonies involve a special food, or a certain ritual that needs to be performed.

3 ✨ Look around this gallery and locate 2 items that you might use for an ordinary everyday purpose in your own life. List these in the spaces below and explain how you could use them.



4 ✨ Now explain how these objects are used by Jewish people in the practice of their religion. For each item explain what the object is and how it is used and when it is used.

Eg: This is a little wash jug, it is used for symbolically washing hands at the dinner table. Jewish people wash their hands before eating meals.



5 ✨ Find an example of something that interests you, that for Jewish people is part of daily life. Explain fully what the object is and how it is used.

6 ✨ Find an example of something in this gallery that interests you, that Jews use/celebrate. Explain with detail.

Matthew 26: 17-19 New Revised Standard Version

17 On the first day of Unleavened Bread the disciples came to Jesus, saying, "Where do you want us to make the preparations for you to eat the Passover?" 18 He said, "Go into the city to a certain man, and say to him, 'The Teacher says, My time is near, I will keep the Passover at your house with my disciples.'" 19 So the disciples did as Jesus had directed them, and they prepared the Passover meal.

7a What does this text tell you about the importance of Passover and other Jewish holidays to Jesus?

7b ✨ Use the Museum to discover what unleavened bread is and why it is eaten on Passover.

7c ✨ Record some Passover facts. Try to discover which Passover traditions were followed by Jesus and other 1st century Jews.

8a ✨ From this list of festivals and celebrations, circle those that Jesus would have participated in. Clue – there are 7.

Shabbat	Channukah	Yom Hashoah
Pesach	Sukkot	Yom Kippur
Yom Ha'atzma'ut	Tisha B'Av	Rosh Hashanah
		Shavuot

8b For 2 of the festivals which you circled, explain their reason and how they are observed today.

1.

2.

BELIEF AND RITUAL GALLERY

This gallery explains milestones in the religious life of a Jewish person. It also explains the Torah and how it is written, the role of the rabbis and the synagogues and kosher food rules.

In this gallery you need to consider whether what you are looking at could have been practised during the times of Jesus. Your guide can help you.

Luke 4: 16-20 New Revised Standard Version

16 When he came to Nazareth, where he had been brought up, he went to the synagogue on the sabbath day, as was his custom. He stood up to read, 17 and the scroll of the prophet Isaiah was given to him. He unrolled the scroll and found the place where it was written:

18 "The Spirit of the Lord is upon me, because he has anointed me to bring good news to the poor. He has sent me to proclaim release to the captives and recovery of sight to the blind, to let the oppressed go free, 19 to proclaim the year of the Lord's favor." 20 And he rolled up the scroll, gave it back to the attendant, and sat down. The eyes of all in the synagogue were fixed on him.

9a What did Jesus do when he came to Nazareth? What is being described in the above text?

9b Find out what happens when a Jewish person is called to the Torah in a synagogue these days.

9c Using the Museum for detailed information, locate and explain in detail 4 aspects of Jewish religious life listed below. These are mentioned in the New Testament and were important parts of Jesus' life as a Jew.

Kosher food

Brit Milah

Torah

Synagogue



EVIDENCE OF ANCIENT SYNAGOGUE

Magdala was located next to Capernaum which is mentioned 16 times in the New Testament as the place where Jesus lived

"It took me three days to believe what I was seeing, that we are standing in a synagogue from the time that the temple in Jerusalem was functioning. That stone had power. You could feel it. We abandoned all the other areas and began digging here. Everything was near the surface, and everything was from the first century"

Dina Gorni, one of two archaeologists from the Israeli Antiquities Authority working on the site

Ref: <http://www.wnd.com/2013/01/stunning-find-from-time-of-jesus/>

WHO WAS THE BOSS?

The Romans conquered many countries including ancient Israel. The Roman leaders chose who would rule the countries they conquered. In the time of Jesus, the Roman Emperor Tiberius chose Pontius Pilate to be the governor of the Roman Province of Judaea. He had this job for ten years from AD 26–36. The Galilee and Perea (look these up on your map on p 10), were ruled by a king called Herod Antipas. Herod Antipas was the son of Herod the Great, a cunning and ruthless Jewish leader who was also an amazing builder, responsible for making major improvements and additions to the Second Temple and for a number of major building projects.

HISTORICAL EVIDENCE THAT PONTIUS PILATE WAS REAL



Fill in the missing words

Caesarea, Herod, Pilate, inscribed, archaeologist, Roman

Italian *Dr. Antonio Frova found a section of* *rock that mentions Pontius Pilate as a prefect of Judaea representing the Roman Emperor Tiberius. This rock was part of the ancient city of Caesarea which was named in honor of Emperor Augustus. This city was built by* *When Judaea was a province of the Roman Empire,* *Maritima became its capital. This was where the* *Legions lived as did Pontius*

Pilate Inscription: Copy of inscription found at Caesarea Maritima mentioning Pontius Pilate as prefect of Judaea and connecting him with the reign of Tiberius. Ref <http://www.jesuschristgospel.com/item/57-archaeological-evidence-of-pontius-pilate>

16 You have been asked to judge which of Herod the Great's building projects were the greatest. To decide this you will need to do some research. Explain your reasons for making the choice. Be sure to record what the building was called, where it was built, the purpose of the building, how long it took to build and how many slaves were needed to finish the job. Use the note section below for your research. Then complete the announcement.

The Talented Awesome Herod the Great's greatest creation is:

Built in (name of place):

Purpose of the building:

Taking **years**


and **slaves to build**

RUNNING A COUNTRY

Under Roman rule there were certain decisions which remained with the population; there were others that the Romans held on to because that was a way to keep control.

17 In the table below, indicate who the decision makers would have been for each of the actions listed – Jews or Romans. If the action needed a decision that could be made by the Jews, then give it a blue **J** if it needed a decision that was made by the Romans give it a red **R**. Write **R & J** if this was a shared decision.

Decision makers in 1st century Israel.	Action
	To collect more taxes
	To punish by crucifixion
	To condemn a person to be killed as a punishment
	To conduct a meeting of the Sanhedrin
	To organise the affairs of the temple
	To organise the education of the people
	How to observe the Sabbath – the day of rest
	To create an army
	To allow people to convert to Judaism
	To build major cities and buildings
	To attend the chariot races in Caesarea
	To build the aqueducts and supply fresh water
	To decide on the rights of Jews
	To punish rebellion



18 Do some research on the attitudes of different Jewish groups in 1st Century Israel towards Roman rule.



GROUPS IN JEWISH SOCIETY

In the time of Jesus, there were many different groups in Jewish society.

19 Find out and write a paragraph about each of these groups:

Am ha'Aretz

Pharisees

Sadducees

Zealots

Essenes

Scribes

Now complete the activity overleaf.



Jesus of Nazareth

1091010

Went to
Lives in
Works as

Friends Photos Likes Likes

Status | Places | Life events

shared a link.

Event



Like · Comment · Share

About

Place of birth _____
 Date of birth _____
 Relationship status _____
 Recent status _____

Activity Recent

[Profile picture] _____
 [Profile picture] _____


Friends

[Profile picture] _____
 [Profile picture] _____

Family

[Profile picture] _____
 [Profile picture] _____

Instagram · 1



Places

[Placeholder for places]